

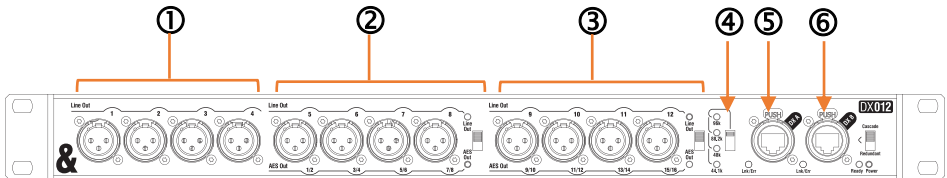
DX012

Getting Started Guide

The DX012 is a 19" rack-mountable output expander for Allen & Heath digital mixing systems. It provides 12 XLR outputs, configurable as 12 analogue, 8 analogue + 4 stereo AES, or 4 analogue + 8 stereo AES outputs. It connects to the mixer over a single Cat5e cable.

A second DX012, DX168 or DX164-W can be connected when in Cascade mode. Alternatively, a redundant connection can be made to compatible hardware.

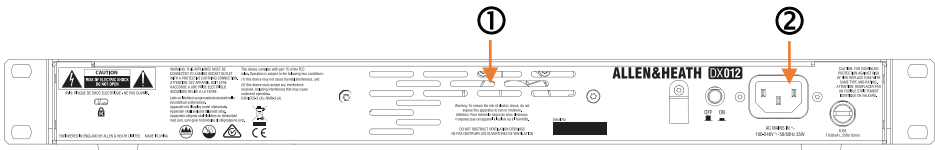
Front panel



- ① **Output sockets 1-4** Balanced analogue XLR outputs operating at nominal +4dBu level.
- ② **Output sockets 5-8** Balanced analogue XLR outputs operating at nominal +4dBu level, configurable to stereo **AES outputs 1-8**. Use the recessed switch to choose analogue or AES digital operation.
- ③ **Output sockets 9-12** Balanced analogue XLR outputs operating at nominal +4dBu level, configurable to stereo **AES outputs 9-16**. Use the recessed switch to choose analogue or AES digital operation.
- ④ **Sample Rate** Global selection for sample rate of the AES outputs - 44.1kHz, 48kHz, 88.2kHz or 96kHz.
- ⑤ **DX A** EtherCon port for connection to the mixing system.

⑥ **DX B** EtherCon port for daisy chaining of a second unit or cable redundancy. Switch to **Redundant** for 2 cable connection to compatible hardware e.g. dLive S Class or DX Link card. Switch to **Cascade** for connection to a second DX012, DX168 or DX164-W unit.

Rear panel

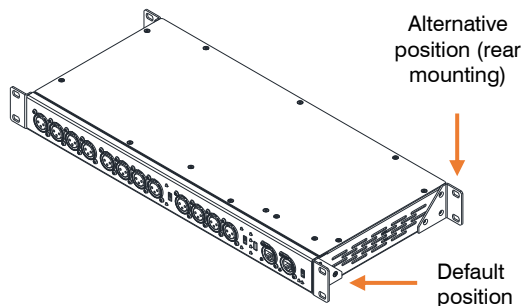


① **Vents** Ensure good ventilation at the sides and back of the unit. Avoid obstruction of vents while operating. Avoid dirt or liquid ingress.

② **Mains power input** Switch, IEC connector and fuse for the built-in universal voltage PSU. This accepts voltages from 100 to 240V AC 50/60Hz. Secure the cable to the plastic P-clip using a T20 screwdriver.

Rack ears

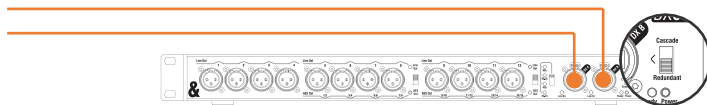
The rack ears can be reversed so the unit is mounted with the XLR connectors facing the rear of the rack. Using a Torx T8 driver, remove the 3x M3 screws holding the rack ears in place on each side, reposition the rack ears as shown below, and secure them again using the same screws.



ⓘ Only use the M3x5mm countersunk screws provided with the unit.


Connection

dLive S Class
Surface / MixRack,
DX Hub (x2), or DX
Link card only



Redundant mode – to compatible hardware only

dLive Surface /
MixRack, DX Hub,
DX Link card, SLINK
port, or GX4816



Cascade mode – add second DX012, DX168 or DX164-W

❗ DX012 requires dLive firmware V1.8 or higher / SQ firmware V1.4 or higher.

Cables

Cat5e or higher STP cable is required for connections, with a maximum cable length of 100m per connection.

Allen & Heath can provide a number of Cat6 cables suitable for use with the DX012:

- AH9997** 2m CAT5e cable with Neutrik EtherCon locking connectors
- AH10887** 100m drum of CAT6 cable with Neutrik EtherCon locking connectors
- AH10886** 80m drum of CAT6 cable with Neutrik EtherCon locking connectors
- AH10885** 50m drum of CAT6 cable with Neutrik EtherCon locking connectors
- AH10884** 20m drum of CAT6 cable with Neutrik EtherCon locking connectors

Contact your local A&H dealer for more information.

Specification

Digital Outputs AES3 2 Ch XLR, 2.5V balanced, terminated 110Ω
Sample Rate 44.1kHz, 48kHz, 88.2kHz, 96kHz

Analogue XLR Outputs Balanced, Relay protected
Output Impedance < 60Ω
Nominal Output +4dBu = 0dB meter reading
Maximum Output Level +22dBu
Residual Output Noise -95dBu (22Hz-22kHz)
THD+N -98dB (0dBu, 1kHz)

Operating Temperature Range 0°C to 40°C (32°F to 104°F)

Power
Mains Voltage Operating Range 100-240V AC, 50/60Hz
Mains Power Consumption 35W max

Dimensions and Weight *Width x Depth x Height x Weight*
DX012 482.6 x 48.2 x 214.7 mm x 2.95kg
(19" x 1.9" x 8.5" x 6.5lbs)
DX012 (boxed) 600 x 335 x 150 mm x 4.1kg
(23.6" x 13.2" x 5.9" x 9lbs)

Read the Safety Instructions Sheet included with the product and the information printed on the panel before operating.

A limited one year manufacturer's warranty applies to this product, the conditions of which can be found at: www.allen-heath.com/legal

By using this Allen & Heath product and the software within it you agree to be bound by the terms of the relevant End User Licence Agreement (EULA), a copy of which can be found at: www.allen-heath.com/legal

Register your product with Allen & Heath online at: <http://www.allen-heath.com/support/register-product/>

Check the Allen & Heath website for the latest documentation and software updates.

ALLEN&HEATH

Copyright © 2021 Allen & Heath. All rights reserved